ALO-E 6015.8

Article features

- This calibrated current transformer is suitable for billing purposes
- The design is approved by the Physikalisch Technische Bundesanstalt (PTB) Braunschweig
- This clip-on current transformer is mostly used for new installations, as the circuit must be interrupted here.
- Short-circuiting of the current transformer when the secondary terminal cover is open.
- More economical cable routing and lower power loss due to elimination of the transformer disconnect terminal.
- Easy handling facilitated by a rotatable and sealable secondary terminal cover.
- Suitable for both floor and side mounting.
- Most cost-effective and most common variant
- Simply plug the transformer onto the primary conductor (no need for complex wiring)
- Currently the most compact design on the market, thus wonderfully suitable for the control cabinet
- Other areas of application are machine and plant construction.

Technical data	
Round conductor	Ø 53 mm
Primary rail	30 x 15 mm, 60 x 12 mm, 2 x 50 x 10 mm, 3 x 40 x 10 mm, 4 x 30 x 10 mm
Dimensions (W × H × D)	86 × 110 × 31 mm
Design	Calibrated plug-on current transformer
Secondary connection	Screw terminal
Touch protection	yes
Packaging (W × H × D)	90 × 121 × 32 mm
Rated current	250, 300, 400, 500, 600, 750, 800, 1000, 1250 A
Instrument security factor	FS 5

Drawings and views

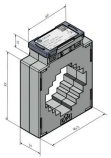
Masszeichnung-1

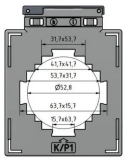
Masszeichnung-2

Drehdeckel

Mit Steckfuessen

Mit Steckfuesse seitlich

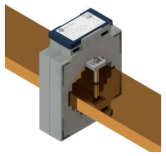
Mit Schiene

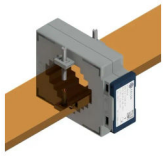
Mit Schiene seitlich


Mit Schnappbefestigungen

Mit Schnappbefestigung seitlich

Mit Stromkabel

Conditions of use	
Secondary current	**5A / 1A / 333mV**
Nominal frequency	50 - 60 Hz
max. permissible operating voltage	720 V
Test voltage	3 kV / 1 min
Thermal rated continuous current	Icth = 1,2 x Ipr
Thermal rated short-time withstand current	Ith = 60 x Ipr
Rated impulse current	Idyn = 2,5 x Ith
Overcurrent rating (FS)	n < 5
Insulation class	E / F / H
Normative standards	IEC 61869 Teil 1 + 2 / DIN EN 42600
Housing	Gehäuse aus selbstverlöschendem PA66 V0 nach UL 94

Environmental conditions	
Installation location	**Indoor use**
Ambient temperature (operation)	-40°C ... +60°C
Ambient temperature (storage / transport)	-40°C ... +60°C
Altitude	up to 1000 m

Scope of delivery
• Primary conductor fastening 16
• Grub screw M5 × 30 mm for primary busbar fastening
• Plug-in foot ALO/WALO

Accessories
• DIN rail adapter

Special designs on request:
• any primary and secondary rated currents
• operating voltage series 1 (1,2kV)
• Cast resin grouting